

REVIEWED

By Britany Wylie at 8:31 am, Oct 09, 2019



10/8/2019

Worklist: 3742

<u>LAB CASE</u>	<u>ITEM</u>	<u>ITEM TYPE</u>	<u>DESCRIPTION</u>
C2019-1488	2	UCK	AM 2 Urine Toxi A
C2019-1874	1	UCK	AM 2 Urine Toxi A
C2019-1923	1	UCK	AM 2 Urine Toxi A



AM 2: De-Tox Tube A Urine Extraction



Extraction Date: 10/7/19

Analyst: Anne Nord

Negative Urine Lot: 8919

GC/MS ID: 65198

(Optional Hydrolysis) Glucuronidase Lot: _____

Pre-Analytic:

- 1. *Positive Control Working Solution Preparation Instructions:*
Tube A positive control may be commercially obtained or prepared in-house. At a minimum, the control must contain at least one phenethylamine at an approximate concentration between 500 and 3000 ng/mL, and one opiate at an approximate concentration between 300 and 3000 ng/mL.
- 2. Verify Tune and Tune evaluation completed within the previous 7 days. Tune and Tune evaluation reports initialed and filed.
- 3. Create GCMS sequence to include controls, case blanks and case samples.

Analytic:

- 1. Remove working solutions, controls, and samples from cold storage.


(Optional Steps for Enzyme Hydrolysis- completed in addition to General extraction without Hydrolysis)

- 2a. In labeled round bottom Extraction tubes: add 4.5mL of case samples, and controls.
- 2b. Add 150uL of 2M acetate buffer, vortex.
- 2c. Add 100uL glucuronidase, cap and rock gently.
- 2d. Heat at 60C for 2 hours. Allow to cool before proceeding to step 3.
- 3. To each labeled De-Tox Tube add 5mL sample, Positive control: spike positive control working solution.
- 4. Place on tube rocker at ambient temp for approx. 10 minutes.
- 5. Centrifuge for approx. 10 min at ~2500-3000rpm.
- 6. Transfer solvent (upper layer) to new tube, and evaporate to ~100-300uL.
- 7. Transfer to labeled ALS vial with insert.
- 8. Place ALS Vials in appropriate location on GCMS rack and run using appropriate GCMS method.

Post-Analytic

- 1. Complete Data analysis on all samples and corresponding sample blanks
- 2. Did positive and negative control samples provide intended response? Yes
- 3. Sample Criteria for ID: RT +/- 0.2 min. (or 0.1 min. for phenethylamines)
- 4. Central File Packet to include: LIMS Worklist, Method Checklist, Working solution prep sheet(s), Positive control GCMS data printouts,

COMMENTS: Extracted on 10/7/19, ran on 10/8/19



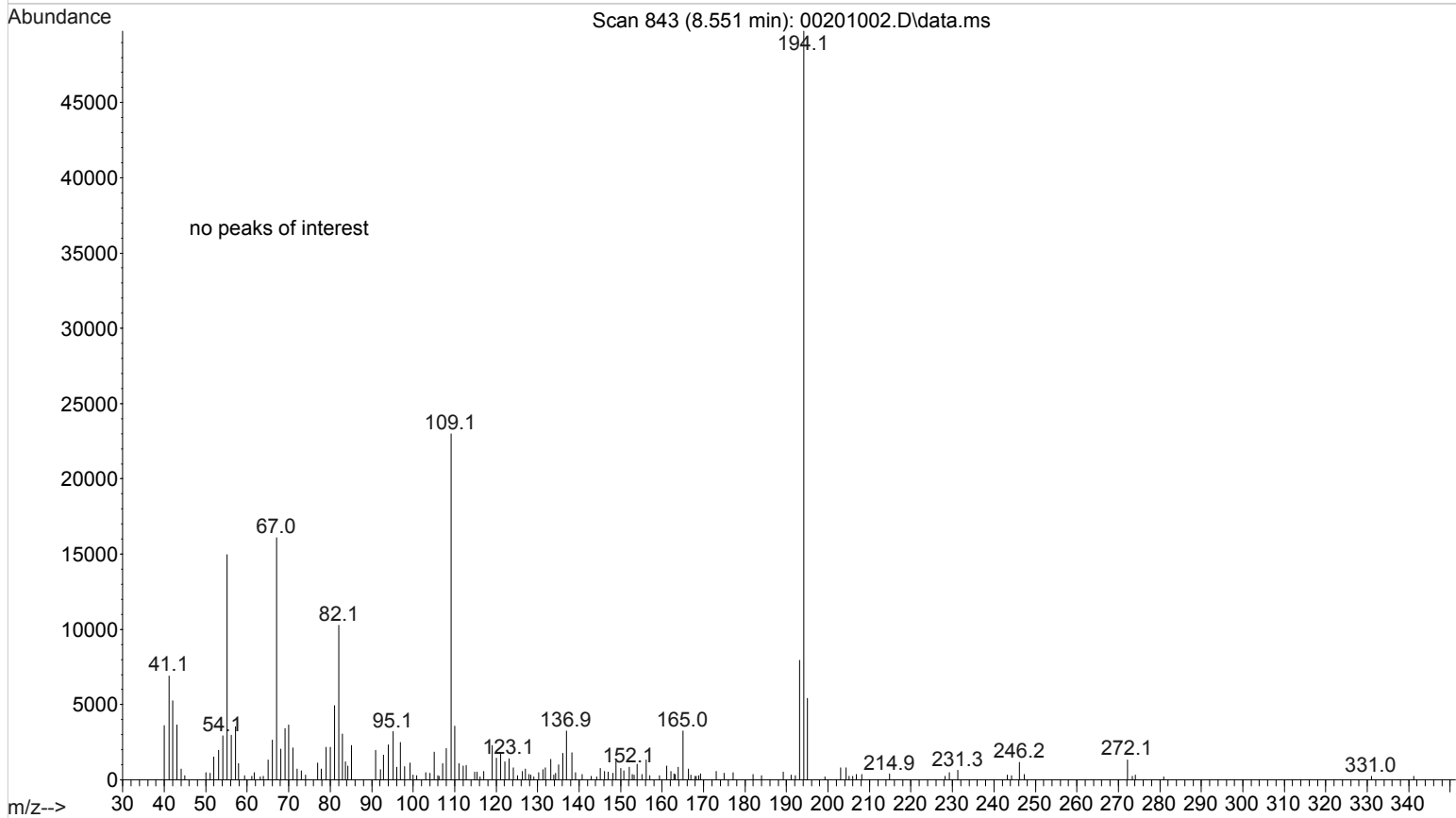
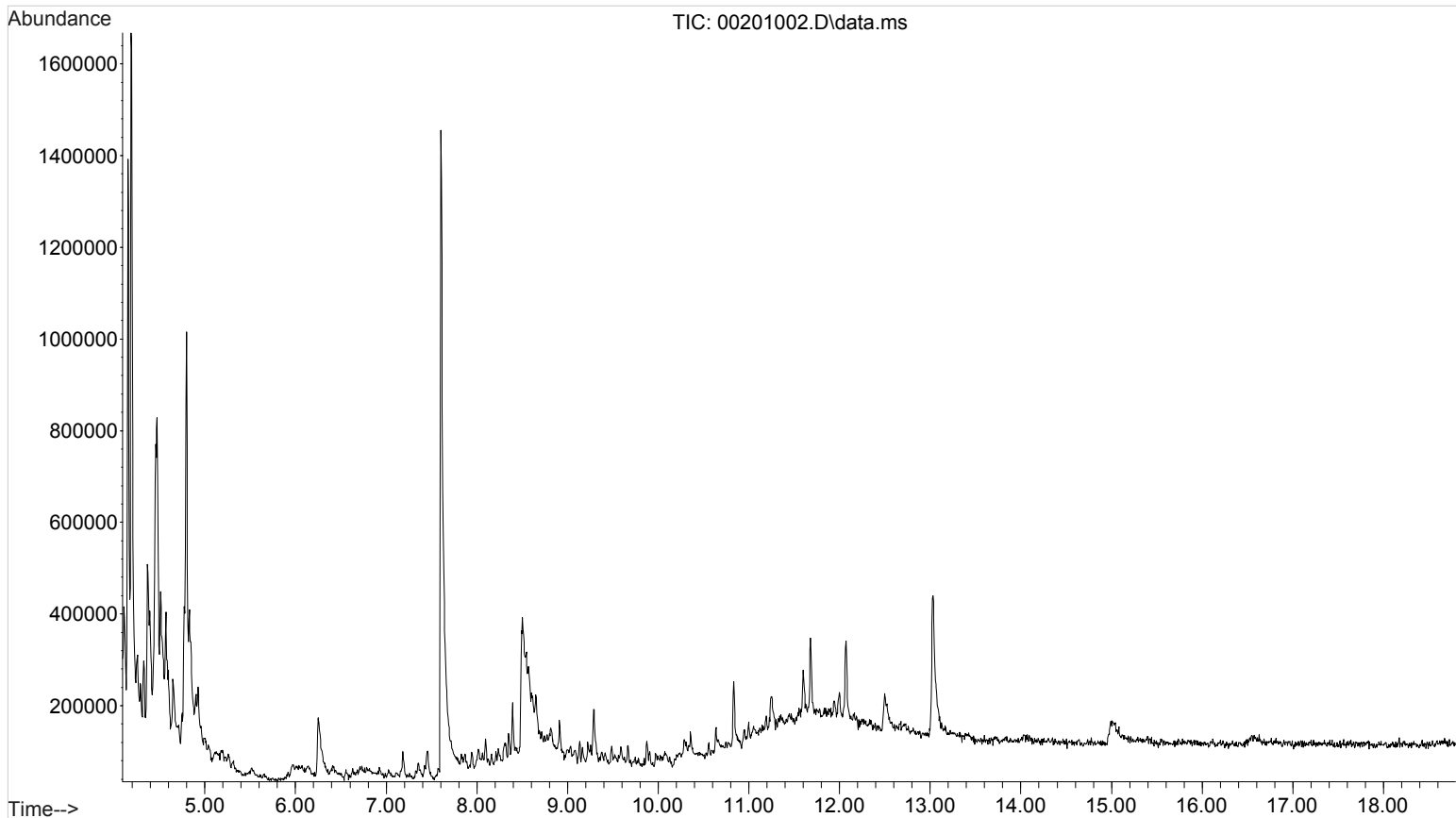
Toxicology AM method 2 control prep info
working solution 20000 ng/ml in meoh methamphetamine, phentermine, and hydrocodone
Stock solution 1mg/ml ~~100~~ 200 ul each in 9400ul meOH

ppd 9/6/19: Exp: 9/6/20 lot 9620 by amn

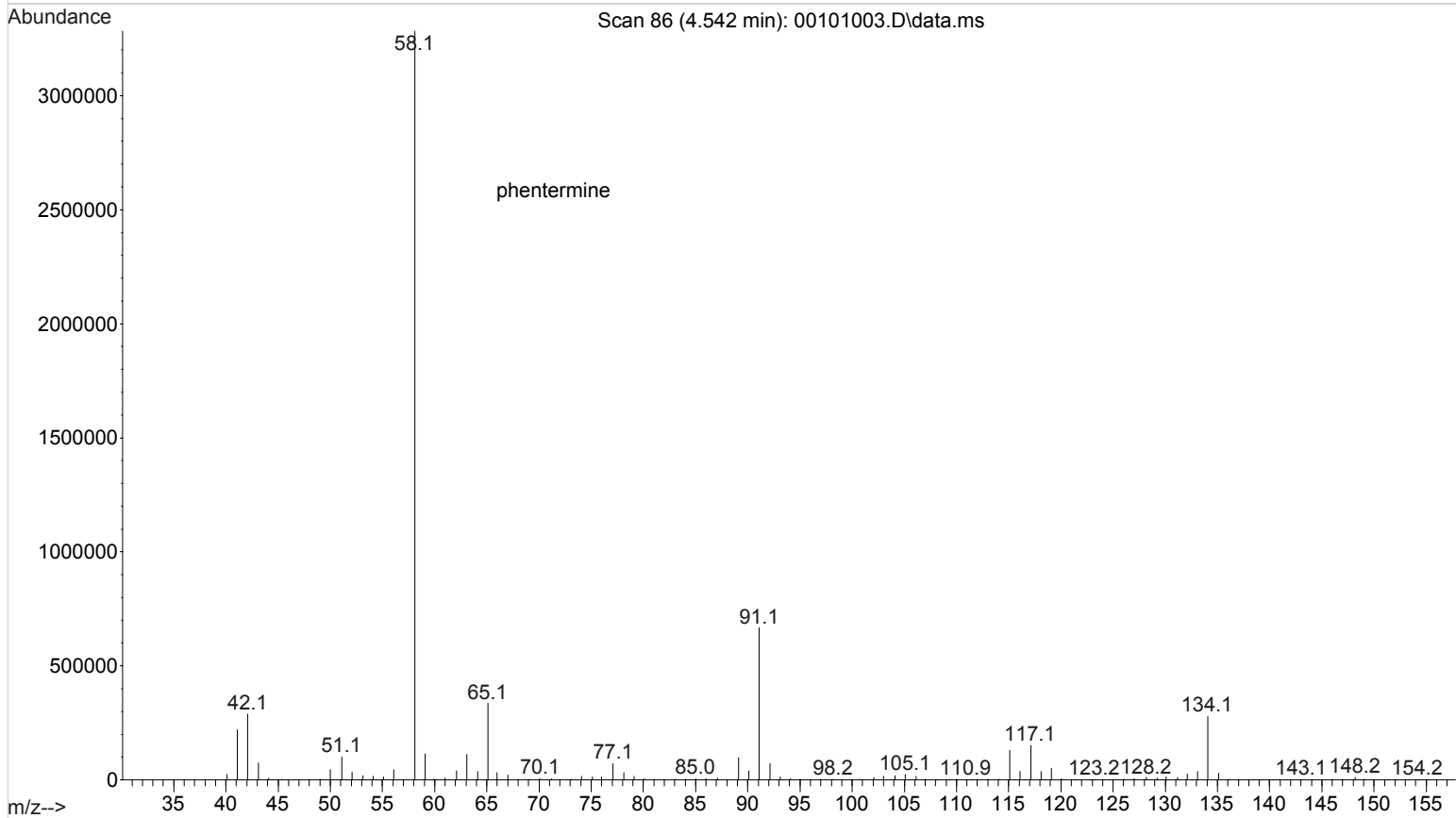
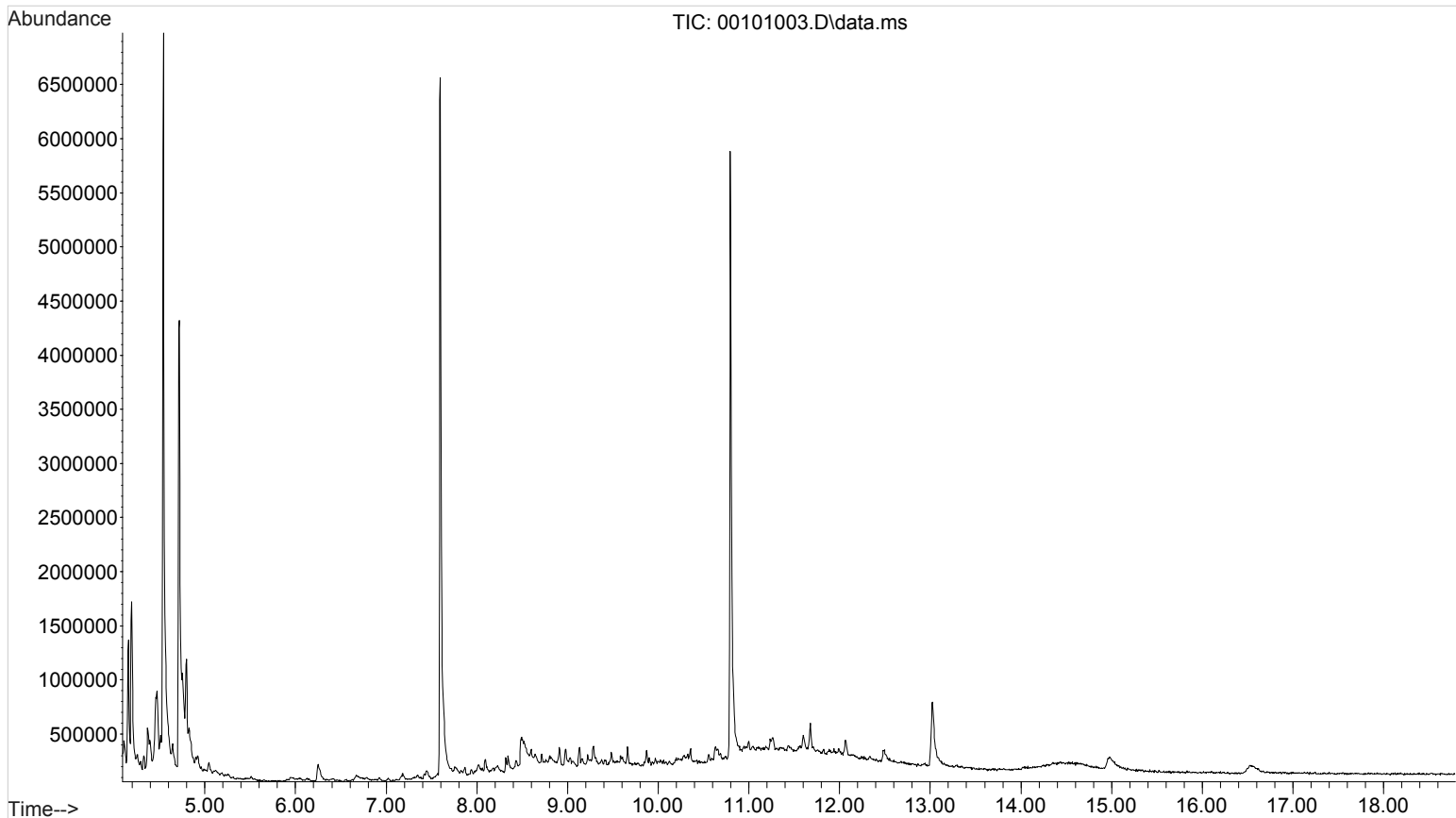
Drug	lot	expiration
Methamphetamine	FE08101708	10/31/2022
Phentermine	FE09231511	9/30/2020
Hydrocodone	FN09091505	9/30/2020

AM 2 control add 500 ul working solution to 4500 ul negative urine and extract.
approximate concentration 2000 ng/ml

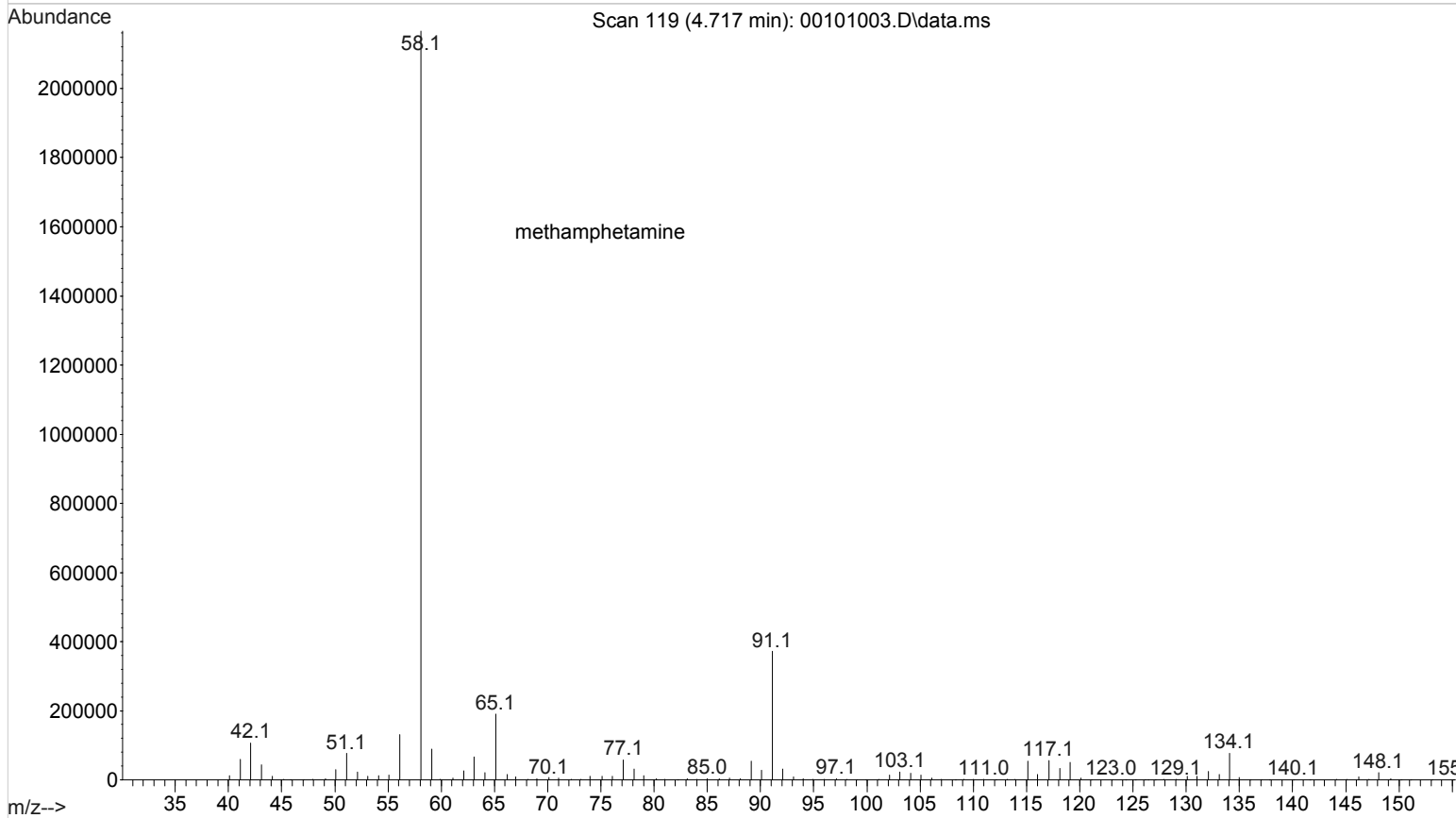
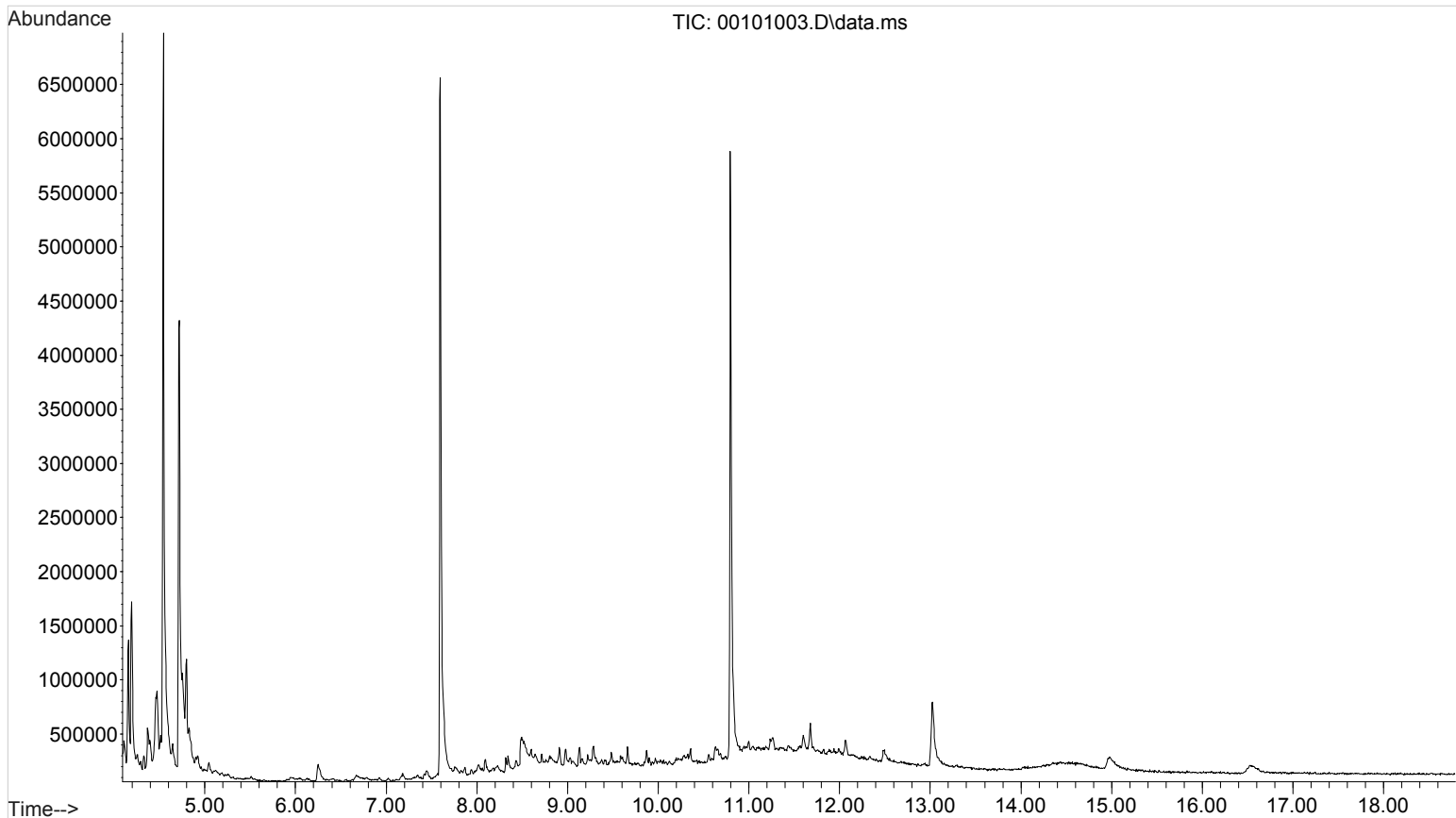
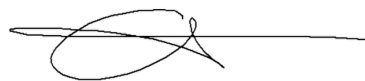
File :D:\DATA\2019\am 2\100819\00201002.D
Operator : Instrument 65198
Acquired : 08 Oct 2019 11:21 using AcqMethod TOXI-A 10115.M
Instrument : Instrument 65198 GCMS CdA
Sample Name: negative control
Misc Info : lot 8919; am 2
Vial Number: 2



File :D:\DATA\2019\am 2\100819\00101003.D
Operator : Instrument 65198
Acquired : 08 Oct 2019 11:43 using AcqMethod TOXI-A 10115.M
Instrument : Instrument 65198 GCMS CdA
Sample Name : positive control
Misc Info : lot 9620 in negative lot 8919; am 2
Vial Number: 1



File :D:\DATA\2019\am 2\100819\00101003.D
Operator : Instrument 65198
Acquired : 08 Oct 2019 11:43 using AcqMethod TOXI-A 10115.M
Instrument : Instrument 65198 GCMS CdA
Sample Name : positive control
Misc Info : lot 9620 in negative lot 8919; am 2
Vial Number: 1



File :D:\DATA\2019\am 2\100819\00101003.D
Operator : Instrument 65198
Acquired : 08 Oct 2019 11:43 using AcqMethod TOXI-A 10115.M
Instrument : Instrument 65198 GCMS CdA
Sample Name : positive control
Misc Info : lot 9620 in negative lot 8919; am 2
Vial Number: 1

